





Transmission routes for COVID-19 and how to reduce them (V1 31 October 2020)

Transmission route	How it works	Some of the ways we reduce this transmission route
<p>Direct contact</p> 	<ul style="list-style-type: none"> • An infected person touches another person (kissing, hugging, holding hands, contact sport). • This is the easiest way to pass on the virus, but also the easiest to prevent. 	<ul style="list-style-type: none"> • No physical contact in PE, Drama, Dance lessons • No hugging, holding hands, etc in social times
<p>Droplet</p> 	<ul style="list-style-type: none"> • Small droplets of saliva are expelled during normal breathing and speaking. • Larger numbers of these droplets are expelled during singing, coughing, sneezing, physical exercise, etc • These droplets are relatively large (sometimes even visible) so drop to the floor fairly quickly and do not travel large distances (typically less than 2.0m) 	<ul style="list-style-type: none"> • Students seated as far apart as possible, facing in same direction • Minimise movement around rooms • No singing / shouting / chanting / wind instruments • Students at least 2.0m apart during physical activity • Maintain distancing at social times • Catch coughs and sneezes in a tissue, dispose in a foot-operated bin • Everyone wears a face mask in communal spaces. • Use of face masks encouraged in lessons • Specified entrances to minimise time on corridors on way to first lesson • Staggered ends to the school day • Maintain 2.0m spacing around staff • In the event of a positive test, staff / students who have been within 2.0m for more than 15 minutes will isolate for 14 days.
<p>Aerosol</p> 	<ul style="list-style-type: none"> • Tiny droplets of saliva are expelled during normal breathing and speaking. • Huge numbers of these droplets are expelled during singing, coughing, sneezing, physical exercise, etc • These droplets are so small that it takes them a long time to drop to the floor and they can travel long distances 	<ul style="list-style-type: none"> • Ventilation! Ventilation! Ventilation! Windows and doors open as much as possible • No singing / shouting / chanting / wind instruments • Everyone wears a face mask in communal spaces. • Use of face masks encouraged in lessons • Students encouraged to spend social times outside. Picnic benches provided.
<p>Materials & Surfaces</p> 	<ul style="list-style-type: none"> • Infected person touches surfaces/materials, or droplets of their saliva land on the surface/material. • Someone else touches the surface/ material. 	<ul style="list-style-type: none"> • Use of hand sanitiser on entry to school and start of each lesson • Avoid touching face / mouth • Thorough spraying / wiping of tables / surfaces between classes • No sharing of materials / books / equipment between bubbles • 72-hour quarantine between collecting work and marking • No loaning of stationery • Designated year group spaces for break/ lunchtime • Designated toilets for each year group. • Increased cleaning of door handles, communal surfaces and toilets